

ALPHAGAM

TECHNICAL DATA SHEET

PUTTY TDS

AOT10021 LIGHT WEIGHT BODY FILLER



2K PREMIUM LIGHT WEIGHT BODY FILLER

Product Code: AOT10010

PRODUCT INFO

2K PREMIUM LIGHT WEIGHT BODY FILLER is a high-quality two-component multi-purpose polyester body filler to smooth out dents and scratches on car panels as well as on other vehicles and machines. Professional quality with outstanding properties. Very good adhesion on ferrous and non-ferrous substrates like Aluminium, FRP, galvanized steel and wood, optimal spreadability to achieve a sealed, smooth surface. High vertical stability. Excellent filling properties thanks to fine grains. No detachments in edge zones during fine sanding process.

FEATURES

- ✓ Extremely light weight.
- ✓ Pin hole free.
- ✓ Latest global technology.
- ✓ Easy application and sandability.
- ✓ Excellent pot life.
- ✓ More material per kg.
- ✓ Excellent flexibility.

SURFACE PREPARATION

The substrate must be clean, dry and free from grease. Sand surfaces slightly, remove old paint work and priming coats. Do not apply on thermoplastic or acid based primers (Etch primer). Mix well the body filler material with the hardener. Do not use more than 3% of Hardener Under- or overdosage of hardener may cause spotting/bleaching on the finishing paint layer. Clean and degrease the whole surface to be painted with Silicon Remover Degreaser before every operation. De-rust defective spots to bare metal and dry sand with sanding paper P 80/ P 120 / P 150/ P 180. After applying **2K PREMIUM LIGHT WEIGHT BODY FILLER** allow 15 - 20 min for drying, use sanding paper P 80 - P 220 for dry sanding. In case of filling work on non-ferrous metals (e.g. aluminium, galvanized steel substrates) it is possible to apply a priming coat with Epoxy Primer to ensure an optimal adhesion before applying the body filler. Do not overcoat without having isolated the Putty surface with 1K or 2K primer. In order to improve the corrosion protection, e.g. when restoring vintage cars, prime with Epoxy Primer . Body filler can only be dry sanded.



2K LIGHT WEIGHT BODY FILLER A99

Product Code: AOT10021



Application Method :
By Putty blade




Pot life :
3 - 4 min with BPO Hardener at 30 °C



Hardener:
BPO



Thinner:
NA



Drying time :




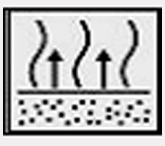

Object temperature	Dust Dry/min	Set to touch	Ready for assembly	Sandable	Recoatable
30°C	NA	NA	NA	20 - 30 min	NA

This data sheet is for information purpose only. To our knowledge the data provided complies with the latest standard and is based on years of experience in the manufacture of our products. However the data is not binding and without warranty. Please follow recommendations stated on the relevant precautions stated on the product label. We reserve our right to make additions, deletions or modifications to the information at any time without prior notification.

2K LIGHT WEIGHT BODY FILLER A99

Product Code: AOT10021

Technical Information

	Colour : Beige / Grey /Off White
	Mixing Ratio : 100 : 2 (by weight)
	Spraying Viscosity : --
	Flash Off Time : --
	Dry Coat Thickness : --

Storage :	6 months from the date of manufacturing at 20°C, if stored in a dark / dry place in a tightly closed container.
VOC Regulation :	EU limit value for this product (category B/b): 250 g/l This product contains max. 4 g/l of VOC.
Processing Conditions :	From +10° C and up to 80 % relative air humidity. Ensure an adequate supply and exhaust air ventilation. Polyester-based body filler does not cure anymore at a temperature of below +10°C.

This data sheet is for information purpose only. To our knowledge the data provided complies with the latest standard and is based on years of experience in the manufacture of our products. However the data is not binding and without warranty. Please follow recommendations stated on the relevant precautions stated on the product label. We reserve our right to make additions, deletions or modifications to the information at any time without prior notification.